

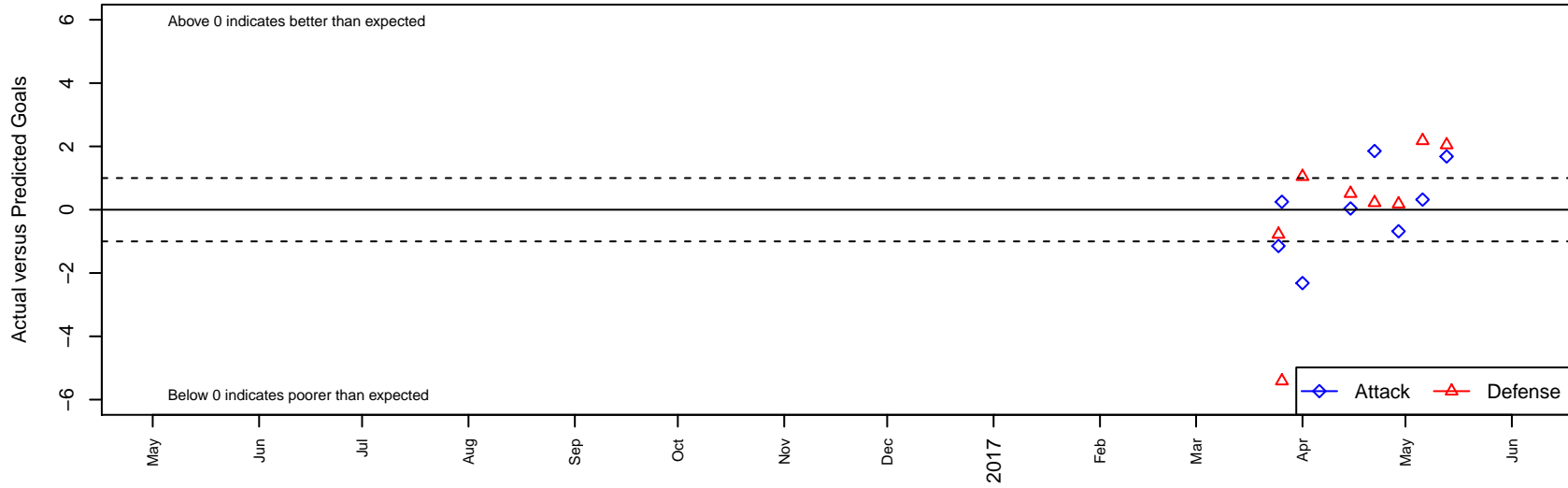
Leavenworth Storm B03

Bard 2016
Leavenworth, WA
B03 total strength=888
attack=2.27 defense=0.81
spr league = Spr PSPL-Inland Copa 1 U14

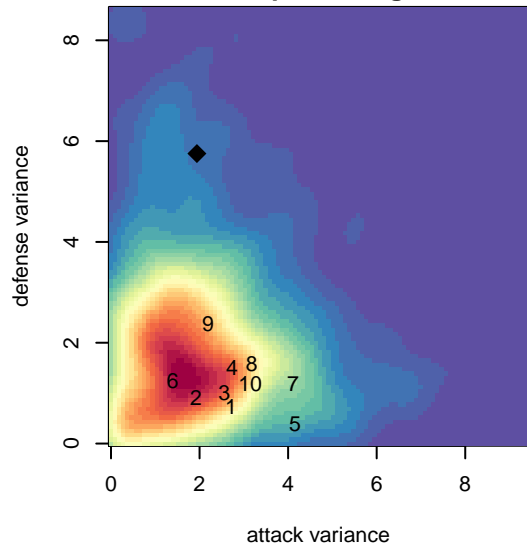
alt names used:
(Ind.) Leavenworth Storm Bard 03

Venues played:
2016 Spr PSPL-Inland Copa 1 U14

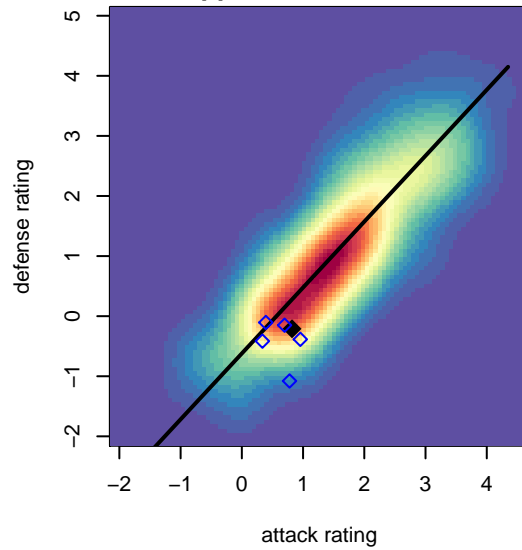
Leavenworth Storm B03
Dots are actual minus expected GF (blue circles) and GA (red triangles).
Blue line is smoothed change in attack strength. Red is smoothed change in defense strength.



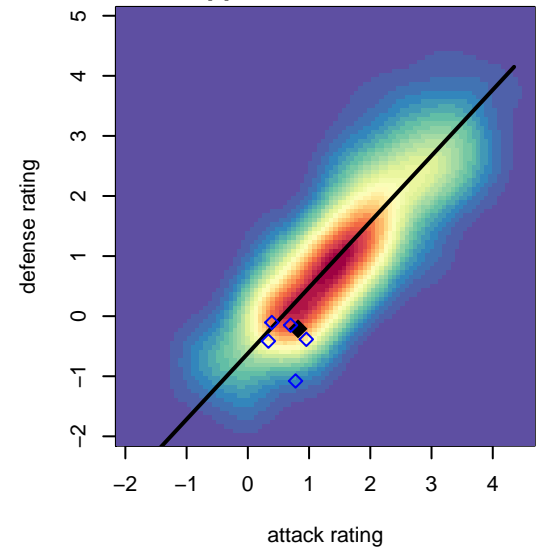
**attack and defense variance (black dot)
relative to other teams
and top 10 in region**



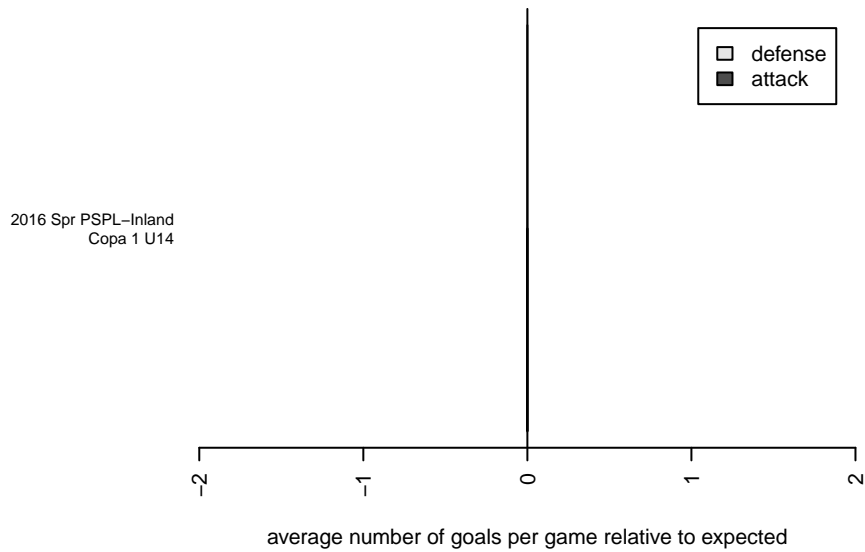
**attack and defense rating
relative to others at age
and all opponents in last 13 months**



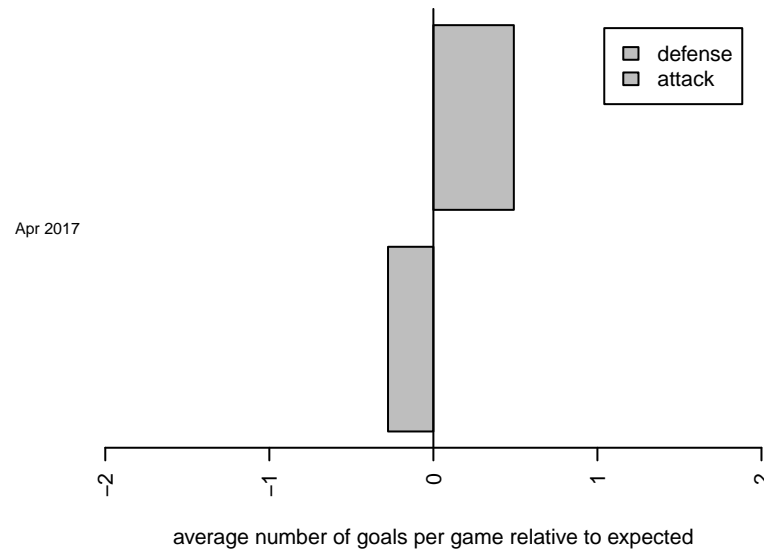
**attack and defense rating
relative to others at age
and all opponents in last 13 months**



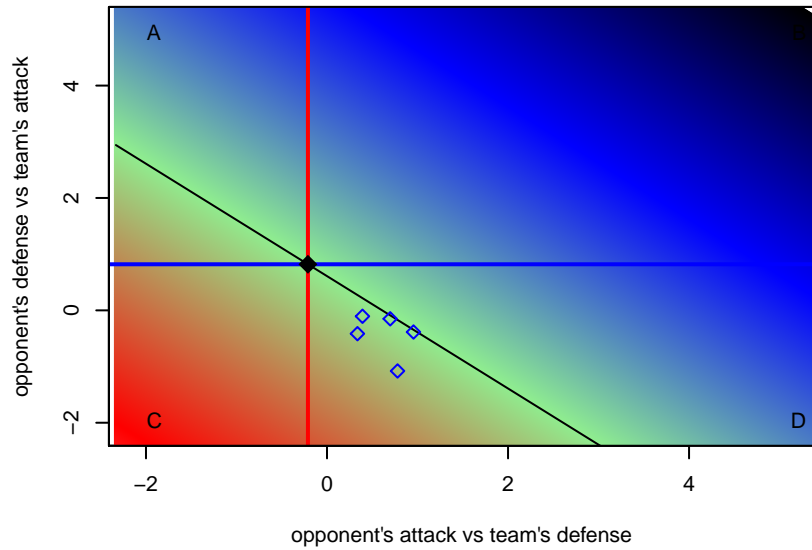
Performance relative to 13 month average



Performance relative to 13 month average



Distribution of opponents
 Red = Lose zone, Blue = Win zone, Green = Even
 Black line separates win/lose zones



lot. A=Neither has attack advantage, B=Opponent has both attack and defense advantage, C=Opponent has both attack and defense disadvantage, D=Both have

date	home		away		venue	pred.home	pred.away
2017-05-13	Leavenworth Storm B03	5	CB United B04	0	2016 Spr PSPL-Inland Copa 1 U14	3.32	2.05
2017-05-06	Leavenworth Storm B03	3	Breakers Red B03	0	2016 Spr PSPL-Inland Copa 1 U14	2.68	2.18
2017-04-29	Breakers Red B03	2	Leavenworth Storm B03	2	2016 Spr PSPL-Inland Copa 1 U14	2.18	2.68
2017-04-22	Leavenworth Storm B03	5	Wenatchee FC B B03	3	2016 Spr PSPL-Inland Copa 1 U14	3.15	3.22
2017-04-15	Leavenworth Storm B03	3	Hawks SC B03	2	2016 Spr PSPL-Inland Copa 1 U14	2.96	2.51
2017-04-01	CB United B04	1	Leavenworth Storm B03	1	2016 Spr PSPL-Inland Copa 1 U14	2.05	3.32
2017-03-26	Walla Walla United B03	8	Leavenworth Storm B03	6	2016 Spr PSPL-Inland Copa 1 U14	2.59	5.75
2017-03-25	Wenatchee FC B B03	4	Leavenworth Storm B03	2	2016 Spr PSPL-Inland Copa 1 U14	3.22	3.15